

LBN 900x/00 Driver Units

www.boschsecurity.com



BOSCH
Invented for life



- ▶ High efficiency
- ▶ 15 W, 30 W and 50 W versions
- ▶ 1 3/8" screw thread
- ▶ Simple power setting
- ▶ Complies with international installation and safety regulations

The Bosch professional horn loudspeaker system comprises a range of three high-efficiency driver units that can be installed into one of the compatible circular and rectangular horns (supplied separately without drivers).

A standard 1 3/8" screw thread is used for mounting the drivers into horns. All models are treated against corrosion.

System overview

The LBN 9000/00 is a 15 W driver unit and the LBN 9001/00 is a 30 W driver unit. Connections to 100 V lines are made using push-on spade terminals. The LBN 9003/00 is a more powerful 50 W model. Connections to 100 V lines are made using screw terminals.

Functions

All driver units include a matching transformer to allow power tapping. See circuit diagram overleaf. This feature also allows impedance matching for different amplifier types.

A range of horns is available for these driver units to allow tailor-made solutions for a variety of sound reinforcement applications. Three circular types

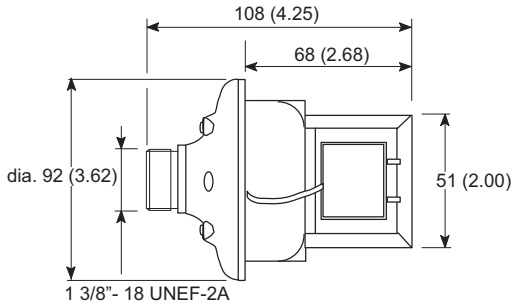
(LBC 3403, LBC 3404 and LBC 3405 with diameters of 255, 380 and 510 mm respectively) and one rectangular type (LBC 3406, measuring 380 x 235 mm) are available. They are made from flame-retardant, high-impact plastic for high strength and low weight, and are finished in light grey. A sturdy steel mounted bracket is also supplied. See separate datasheet.

Certifications and approvals

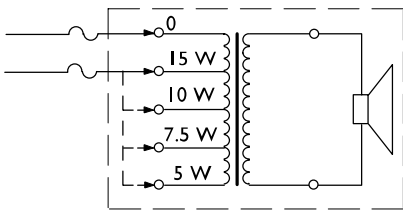
All Bosch loudspeakers are designed to withstand operating at their rated power for 100 hours in accordance with IEC 268-5 Power Handling Capacity (PHC) standards. Bosch has also developed the Simulated Acoustical Feedback Exposure (SAFE) test to demonstrate that they can withstand two times their rated power for short durations. This ensures extra reliability under extreme conditions, leading to higher customer satisfaction, longer operating life, and much less chance of failure or performance deterioration.

Installation/configuration notes

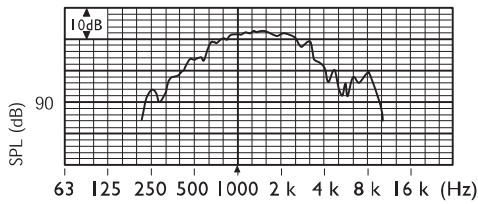
LBN 9000/00



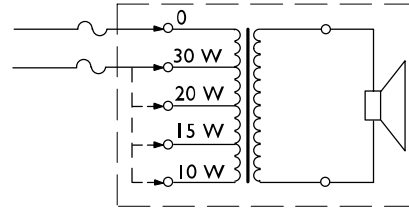
Dimensions in mm (in)



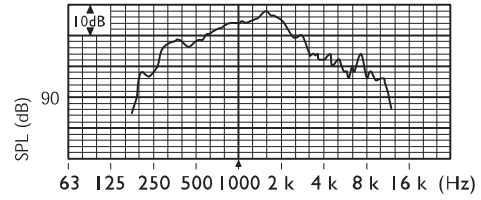
Circuit diagram



Frequency response

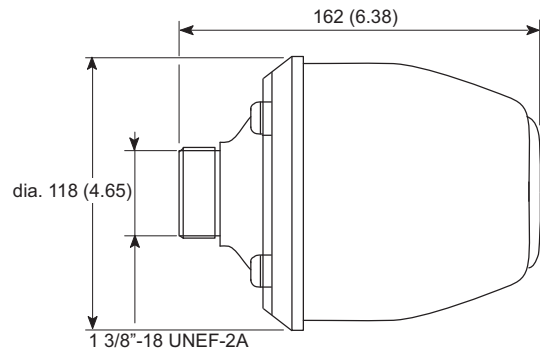


Circuit diagram

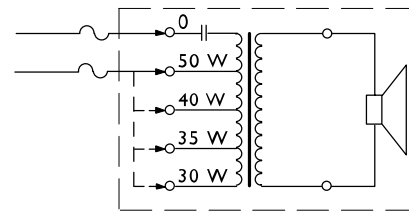


Frequency response

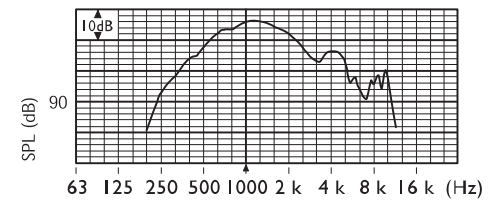
LBN 9003/00



Dimensions in mm (in)

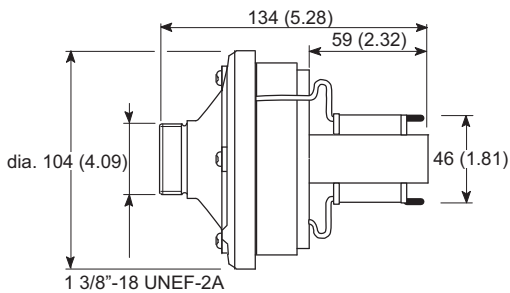


Circuit diagram



Frequency response

LBN 9001/00



Dimensions in mm (in)

Ordering information

LBN 9000/00 Driver Unit, 15 W

100 V, 22.5 / 15 W max / rated power (PHC)

Order number **LBN9000/00**

LBN 9001/00 Driver Unit, 30 W

100 V, 45 / 30 W max / rated power (PHC)

Order number **LBN9001/00**

LBN 9003/00 Driver Unit, 50 W

100 V, 75 / 50 W max / rated power (PHC)

Order number **LBN9003/00**

Accessories**LBC 3403/16 Horn, Circular, 10" without Driver**

diameter = 255 mm (10.04 in)

Order number **LBC3403/16**

LBC 3404/16 Horn, Circular, 15" without Driver

diameter = 380 mm (14.96 in)

Order number **LBC3404/16**

LBC 3405/16 Horn, Circular, 20" without Driver

diameter = 510 mm (20.08 in)




Order number **LBC3405/16**

LBC 3406/16 Horn, Rectangular, 9 x 15" without Driver

diameter = 235 x 390 mm (9.25 x 15.35 in)

Order number **LBC3406/16**

LBN 900x/00 Driver Units

	LBN 9000/00 Driver Unit, 15 W	LBN 9001/00 Driver Unit, 30 W	LBN 9003/00 Driver Unit, 50 W
			
Electrical			
Max. power	22.5 W	45 W	75 W
Rated power (PHC)	15 / 10 / 7.5 / 5 W	30 / 20 / 15 / 10 W	50 / 40 / 35 / 30 W
Sound pressure level at rated power / 1 W (1 kHz, 1 m)*	125 / 113 dB (SPL)	129 / 114 dB (SPL)	131 / 114 dB (SPL)
Effective frequency range (-10 dB)*	400 Hz to 9 kHz	300 Hz to 8 kHz	400 Hz to 5 kHz
Rated voltage	100 V	100 V	100 V
Rated impedance	670 ohm	330 ohm	200 ohm
Voice coil impedance	8 ohm	16 ohm	16 ohm
Mechanical			
Dimensions (L x Dmax)	108 x 92 mm (4.25 x 3.62 in)	134 x 104 mm (5.28 x 4.09 in)	162 x 118 mm (6.38 x 4.65 in)
Weight (without horn)	1.3 kg (2.9 lb)	2.1 kg (4.6 lb)	3.2 kg (7.0 lb)
Screw thread	exterior thread, 1 3/8" 18 turns per inch	exterior thread, 1 3/8" 18 turns per inch	exterior thread, 1 3/8" 18 turns per inch
Environmental			
Operating temperature	-25 to +55 °C (-13 °F to +131 °F)	-25 to +55 °C (-13 °F to +131 °F)	-25 to +55 °C (-13 °F to +131 °F)
Storage temperature	-40 to +70 °C (-40 °F to +158 °F)	-40 to +70 °C (-40 °F to +158 °F)	-40 to +70 °C (-40 °F to +158 °F)
Relative humidity	<95%	<95%	<95%

* Measured with horn type LBC 3405

Represented by:

Americas:

Bosch Security Systems, Inc.
12000 Portland Avenue South
Burnsville MN 55337, USA
Phone: +1-800-392-3497
Fax: +1-800-955-6831
audiosupport@us.bosch.com
www.boschsecurity.com

Europe, Middle East, Africa:

Bosch Security Systems B.V.
P.O. Box 80002
5617 BA Eindhoven, The Netherlands
Phone: + 31 40 2577 284
Fax: +31 40 2577 330
emea.securitysystems@bosch.com
www.boschsecurity.com

Asia-Pacific:

Robert Bosch (SEA) Pte Ltd, Security Systems
11 Bishan Street 21
Singapore 573943
Phone: +65 6571 2808
Fax: +65 6571 2699
apr.securitysystems@bosch.com
www.boschsecurity.asia

China:

Bosch (Shanghai) Security Systems Ltd.
201 Building, No. 333 Fuquan Road
North IBP
Changning District, Shanghai
200335 China
Phone +86 21 22181111
Fax: +86 21 22182398
www.boschsecurity.com.cn

America Latina:

Robert Bosch Ltda Security Systems Division
Via Anhanguera, Km 98
CEP 13065-900
Campinas, Sao Paulo, Brazil
Phone: +55 19 2103 2860
Fax: +55 19 2103 2862
al.securitysystems@bosch.com
www.boschsecurity.com